



Redevelopment Commission

Monthly Financial Summary

2/28/2020

Report Outline

1. Year to date Review
2. Year to date revenues and expenses by TIF
3. General Fund Expenditures to Budget
4. Current Fund Balance
5. Captured Assessed Value Trends

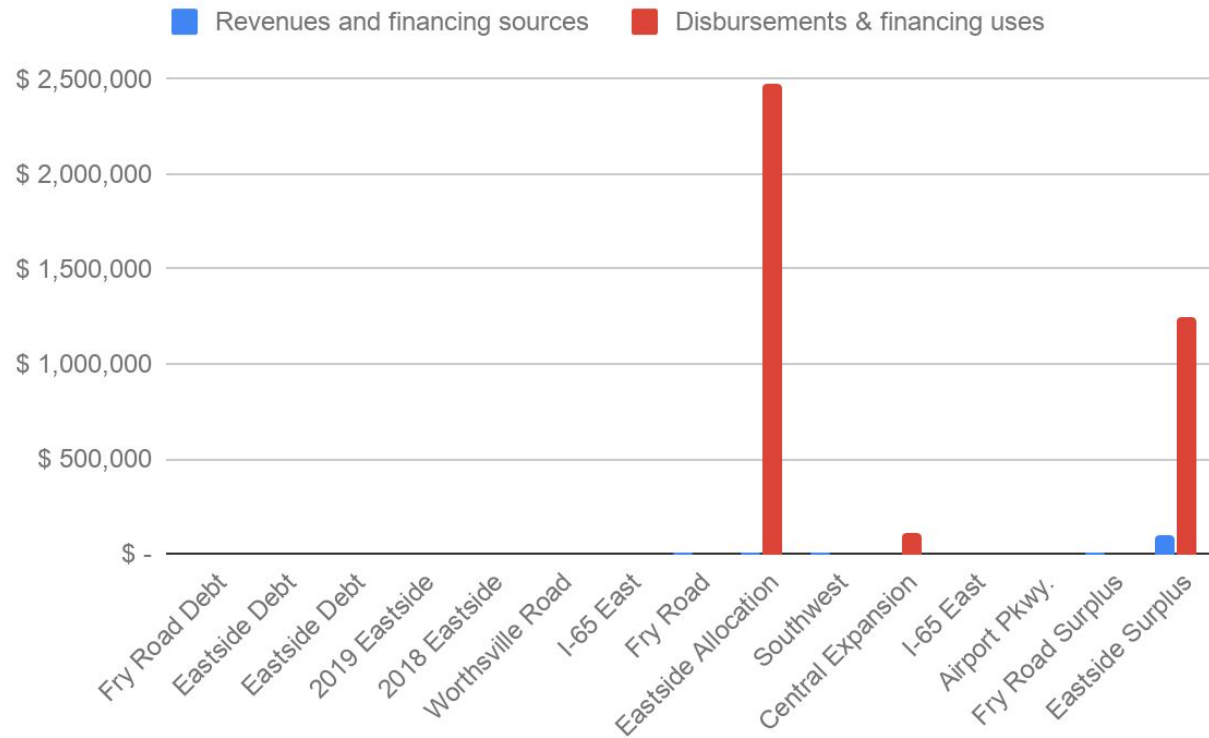


Year to Date Review

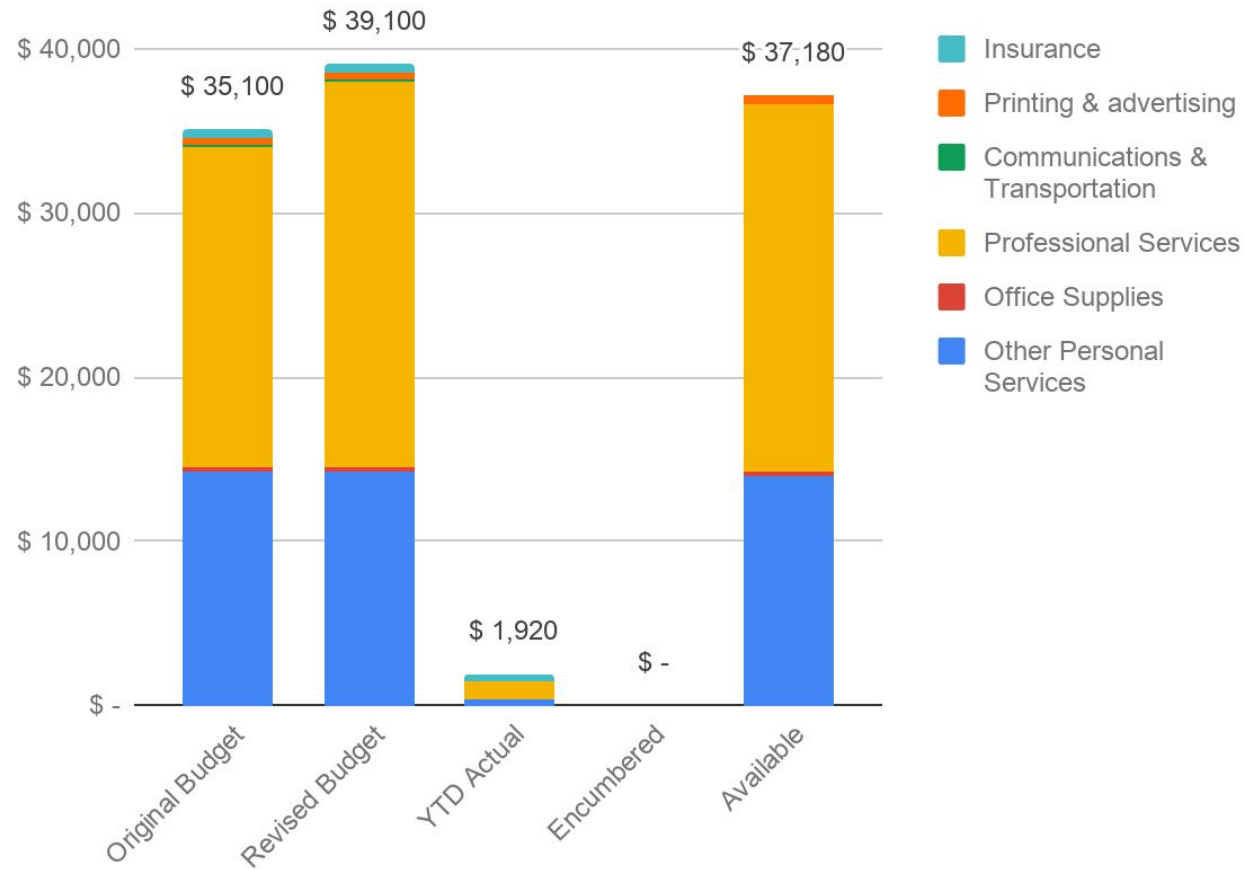
1. Tax Increment Finance Collected - \$0 / \$12,046,348 Est.
2. Bank & Investment Interest - \$23,915
3. Misc. & Reimbursement Revenue - \$0
4. Debt Service Paid - \$2,392,058
5. Intrafund Transfer to Surplus - \$100,510
6. Project Expenditures YTD - \$1,360,347



Year to date revenues and expenses by TIF



General Fund Expenditures to Budget

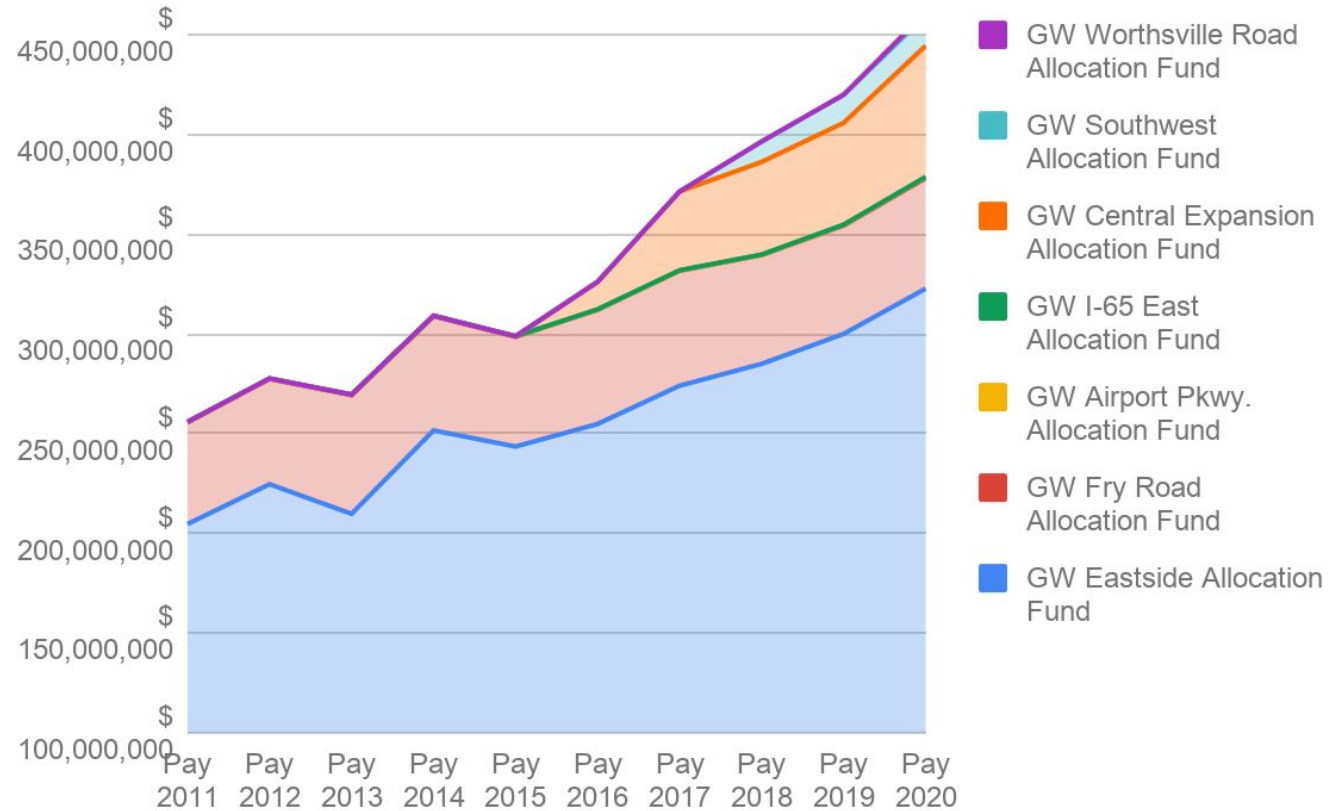


Current Fund Balance

	2/28/2020
278000 ~ 333 Airport Parkway	\$16,417.71
270000 ~ 334 Eastside	-\$205,826.59
274000 ~ 344 Central Expansion TIF	\$547,724.88
276000 ~ 351 Southwest TIF	\$403,988.12
272000 ~ 354 Fry Road	\$217,856.21
279000 ~ 364 GW I-65 East	\$47,773.72
271000 ~ 330 Eastside Surplus	\$1,345,541.32
273000 ~ 331 Fry Road Surplus	\$2,394,795.25
279000 ~ 335 I-65 East Surplus	\$0.00
480000 ~ 480 2019 RDC Eastside Bond Proceeds A	\$11,834,524.29
418000 ~ 337 Worthsville Road Bond Proceeds	\$1,095,541.40
477000 ~ 339 Eastside TIF 2018 Infrastructure Bond Proceeds	\$2,177,551.07
321000 ~ 332 Eastside Debt Service Reserve	\$3,604,233.46
323000 ~ 342 Eastside Debt Service Reserve	\$566,362.79
324000 ~ 342 Eastside Debt Service Reserve A	\$84,373.29
325000 ~ 342 Eastside Debt Service Reserve B	\$21,587.86
322000 ~ 352 Fry Road Debt Service Reserve	\$419,341.90



Captured Assessed Value Trends





GREENWOOD

EST 1864