



## **Redevelopment Commission**

### Monthly Financial Summary

4/30/2020

# Report Outline

1. Year to date Review
2. Year to date revenues and expenses by TIF
3. General Fund Expenditures to Budget
4. Current Fund Balance
5. Captured Assessed Value Trends

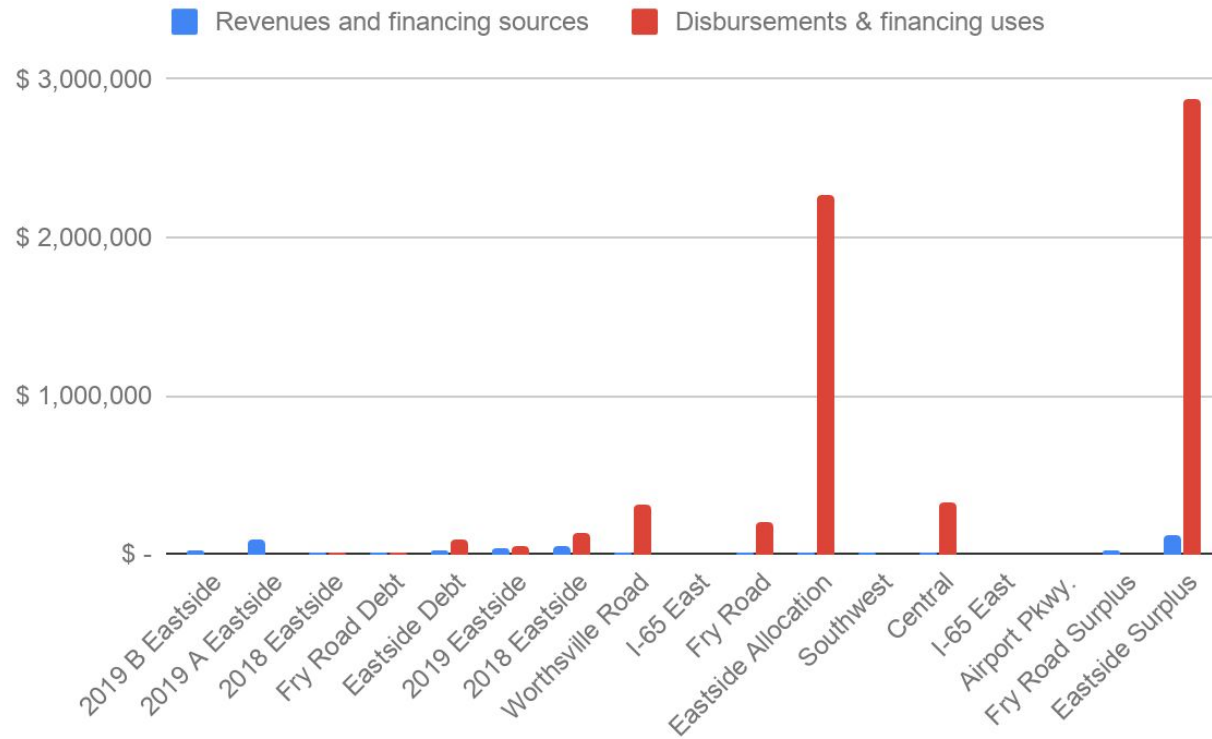


## Year to Date Review

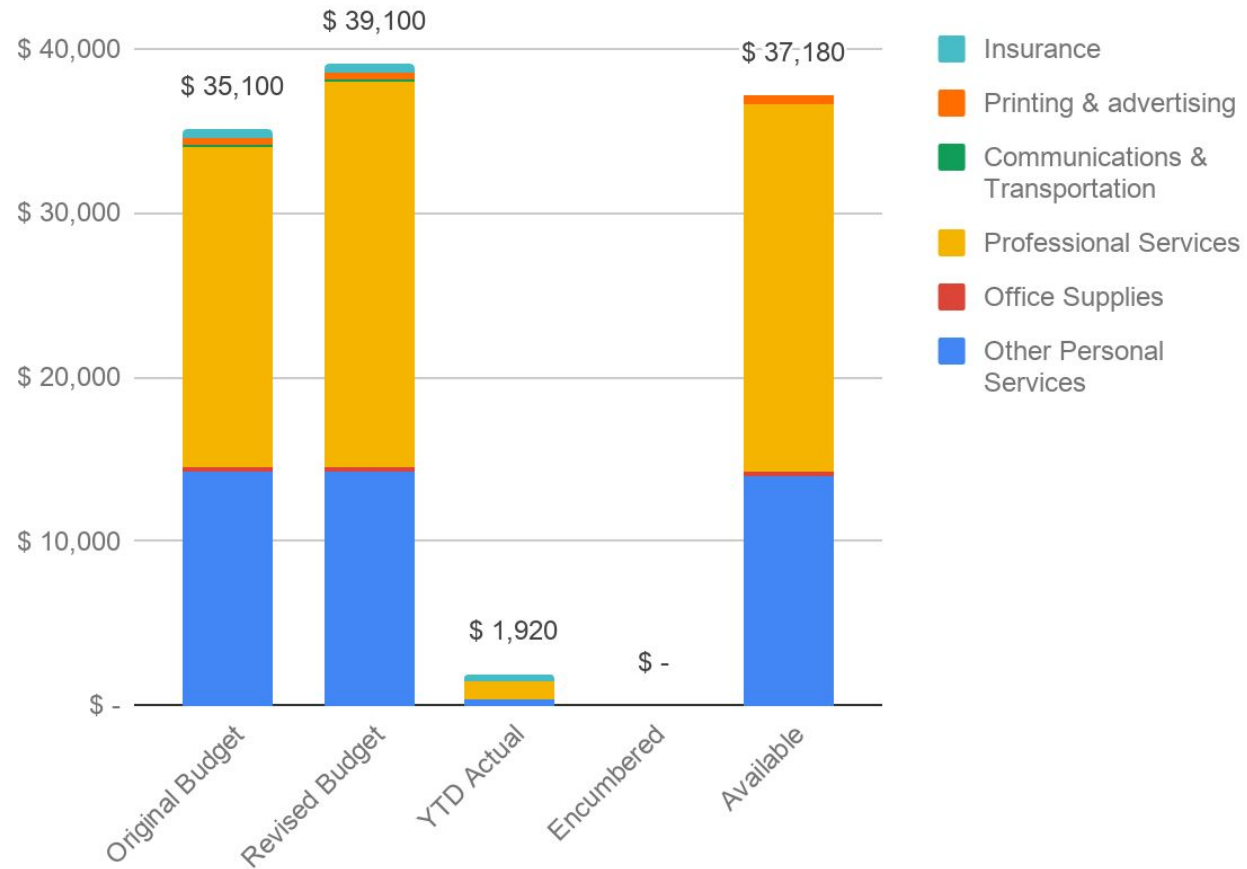
1. Tax Increment Finance Collected - \$0 / \$12,046,348 Est.
2. Bank & Investment Interest - \$81,139
3. Grant Revenues - \$49,094
4. Misc. & Reimbursement Revenue - \$20,173
5. Debt Service Paid - \$2,392,058
6. Intrafund Transfer to Surplus - \$100,510
7. Project Expenditures YTD - \$3,593,805



# Year to date revenues and expenses by TIF



# General Fund Expenditures to Budget

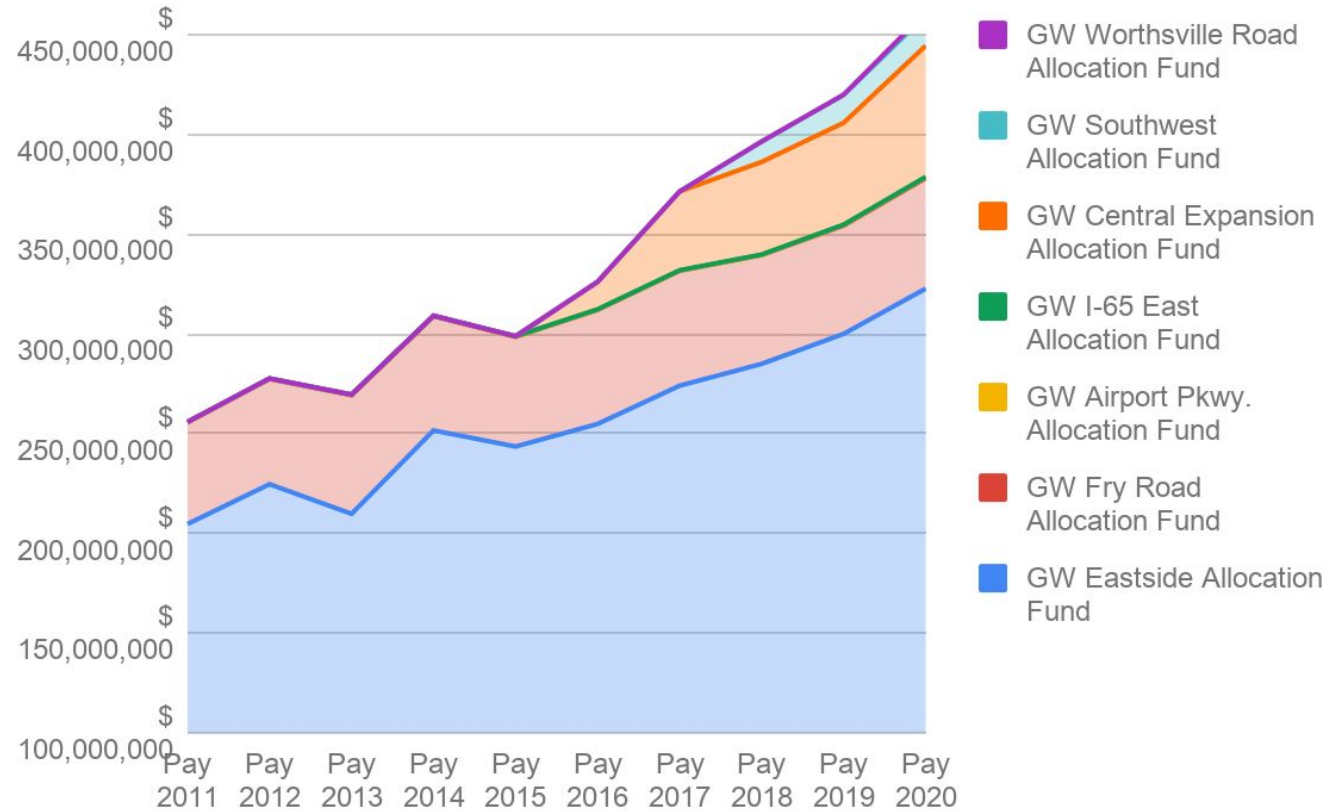


# Current Fund Balance

Fund Name	April 30, 2020
270000 ~ 334 Eastside	\$2,641
272000 ~ 354 Fry Road	\$10,603
274000 ~ 344 Central Expansion TIF	\$333,802
276000 ~ 351 Southwest TIF	\$404,475
278000 ~ 333 Airport Parkway	\$16,440
279000 ~ 364 GW I-65 East	\$47,788
TBD Worthsville Road	\$0
271000 ~ 330 Eastside Surplus	-\$271,312
273000 ~ 331 Fry Road Surplus	\$2,402,699
279000 ~ 335 I-65 East Surplus	\$0
TBD - 2020 Bond Proceeds	\$0
480000 ~ 480 2019 RDC Eastside Bond Proceeds A	\$11,839,965
418000 ~ 337 Worthsville Road Bond Proceeds	\$843,088
477000 ~ 339 Eastside TIF 2018 Infrastructure Bond Proceeds	\$2,152,437
321000 ~ 332 Eastside Debt Service Reserve	\$3,615,456
322000 ~ 352 Fry Road Debt Service Reserve	\$420,647
323000 ~ 342 Eastside Debt Service Reserve	\$568,153
324000 ~ 342 Eastside Debt Service Reserve A	\$84,520
325000 ~ 342 Eastside Debt Service Reserve B	\$21,615



# Captured Assessed Value Trends





**GREENWOOD**

EST 1864